

Music Autumn Term Hands, Feet, Heart: South African



Music

Key learning

We will:

- Learn 'Hands, Feet, Heart' a song that celebrates the music of South Africa
- Listen to other songs in a similar style
- Identify instruments and the structure of songs
- Play in time to 'Hands, Feet, Heart' using the notes C and D
- Compose our own melody using C, D and E
- Identify and repeat rhythms
- Compose our own rhythms



Key Music:

Hands, Feet, Heart
Bring Him Home
The Click Song
Mbube
You can call me Al

Key vocabulary

Pulse/beat: the heart beat or steady beat of music

Rhythm: long and short sounds to make a pattern


Pitch: high and low sounds

Dynamics: volume – (loud or quiet)

Tempo: speed of music (fast or slow)

Chorus/Verse: parts of a song, the Chorus is normally repeated after each verse





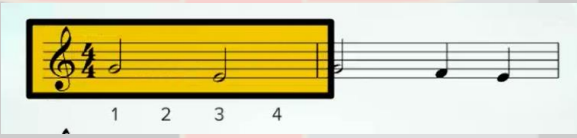
| Note Values | | |
|-------------|---------|--|
| Quaver | ½ beat | |
| Crotchet | 1 beat | |
| Minim | 2 beats | |
| Semibreve | 4 beats | |

**Music Year 2
Spring Term:
Learn to play
the Recorder!**



Key learning

- We will:
- Learn to play B, A and G notes on the recorder
 - Learn to hold the recorder correctly and how to control our breath
 - Learn how long to hold each note for
 - What a rest in music is
 - How to read simple notation
 - What a staff is
 - How to keep our playing in time with the beat and others in our group
 - How to play quieter or louder (dynamics)



Here is a piece with a pulse in groups of four

Strictly B

Count in: 1, 2, 3, 4 2, 2, 3, 4
Introduction: 1, 2, 3, 4 2, 2, 3, 4 3, 2, 3, 4 4, 2, 3, 4

Key vocabulary

- Pulse/beat:** the heart beat or steady beat of music
- Rhythm:** long and short sounds to make a pattern
- Pitch:** high and low sounds
- Dynamics:** volume – (loud or quiet)
- Tempo:** speed of music (fast or slow)
- Rest:** A period of silence in music
- Staff:** The lines that notes are written on

To recognise the terms **crochet**, **minim**, **semibreve**, **quaver** and recognise their value on a **stave**.



Music Summer Term

The Royal Liverpool Philharmonic Orchestra

- Five creative music lessons linked to the repertoire, with activities to develop Year 2's musical skills and creative music ideas.
- Each lesson includes audio recordings.
- Children will be introduced to the orchestra, conductor, presenter and repertoire timeline to provide background and context, including images.

Key Vocabulary:

Composer: someone who creates and writes, or composes, music

Conductor: a conductor, in music, is the person who instructs an orchestra, chorus, opera company, ballet, or other musical group to make sure the musicians all play together, at the same time and in time – nobody is too fast or slow or loud or quiet. The **conductor** for our concerts this year is Alasdair Malloy

Orchestra: a large instrumental ensemble typical of classical music, which combines instruments from different families; brass, strings, woodwind and percussion

Music can be played differently by...changing the dynamics (volume)

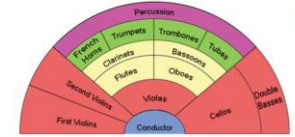
Forte: loudly

Piano: softly, quietly

Royal Liverpool Philharmonic Orchestra



Our Orchestra is the oldest Symphony Orchestra in the UK. It performs around the world promoting the City of Liverpool but its home is Liverpool Philharmonic Hall on Hope Street.



The Royal Liverpool Philharmonic Orchestra includes:

- 14 First Violins; 12 Second Violins; 10 Violas; 8 Cellos; 6 Double Basses
- 2 Flutes; 1 Piccolo; 2 Oboes; 1 Cor Anglais; 2 Clarinets; 1 Bass Clarinet; 2 Bassoons; 1 Contra Bassoon
- 5 Horns; 3 Trumpets; 3 Trombones; 1 Tuba
- 3 Percussion; 1 Timpani
- 1 Harp
- 1 Piano
- (For the Schools' Concerts the orchestra may be slightly smaller)

There are four families in the orchestra:

1. Strings
2. Brass
3. Woodwind
4. Percussion

Liverpool Philharmonic Hall



We can't wait to welcome you to our home on Hope Street!

