



Year 4 Music - Victorian Mills Song

– Autumn Term 2

What will we be learning?

Listening and Understanding

- **Folk music** and how and why it developed in Lancashire
- What is the **structure** of a song?
- Who are the Houghton Weavers?
- What is an **ostinato**?
- Why do composers use an ostinato in certain types of music?

Creating

- What does **improvising** mean?
- Can you explain how you have used **pitch, dynamics, rhythm, or structure** in your piece of music?
- Improvise and **compose** music for a **specific purpose**.
- What is a **verse**? What is a **chorus**?




Key Questions

What style of music is this?


What instruments can you hear?

Can we recreate this ostinato using percussion instruments?


Treble Clef Notes



Line Notes



Space Notes



Key Vocabulary

graphic score	ostinato	rhythm
repeating	pulse	bar
melody	verse	chorus



Wider Opportunities – Woodwind Year 4 Spring Term 1 and 2

We will learn how to play the Flute or the Clarinet

We will learn the correct way to hold our instrument and how to look after it at home (RESPONSIBILITY)

We will learn the correct way to use our breath to create a good tone and to convey the mood of the music (REFLECTIVE)

We will learn these notes: Flute: BAG progressing to CFBb Clarinet:EDC progressing to FGA


In Spring 2 We will read these notes on a stave and keep in time as we play together

We will work on a polished performance for our friends and parents (RESILIENCE)

We will learn about our instruments place in the orchestra and famous people that play our instrument (CURIOSITY)




Body position and alignment (photo 1)



Hand position and balance points (photo 2)

Key Vocabulary:

- We will learn about these interrelated dimensions of music: Pulse, Rhythm, Duration, Texture, Dynamics
- We will learn about vocabulary specific to our instrument: Reed, Tongue, woodwind





Year 4 Music – Woodwind Wider Opportunities – Summer Term 1

What will we be learning?

Listen and appraise Beethoven's 5th Symphony

Learn about the classical composer Ludwig Van Beethoven (*born in Germany, world famous composer, became deaf whilst composing*)

Describe classical music and *know that orchestras are made up of four main sections: strings, woodwind, brass and percussion. We will place our instrument in these families.*

Use the repeating motif from Beethoven on our instruments

Improvise and compose a piece of music that uses the motif.

Record ideas on a graphic score.


Key Questions

Where was Beethoven born?

What symphony have you been studying?


How would you describe it?

What instrumental parts form an orchestra?



Body position and alignment (photo 1)

Hand position and balance points (photo 2)



Key Vocabulary

composer	orchestra	graphic score
Classical music	symphony	Improvise
motif	compose	concerto

Year 4 Music – Woodwind Wider Opportunities Summer 2

- We will listen to 'Blackbird' by The Beatles
- We will learn who The Beatles were and why they are important in music history.
- We will play our instruments to Blackbird
- We will learn about the time and place that inspired Blackbird
- We will compose on our instruments
- We will use Music technology to help us compose and record our compositions.
- We will perform for our friends and family!



YuStudio from Charanga

